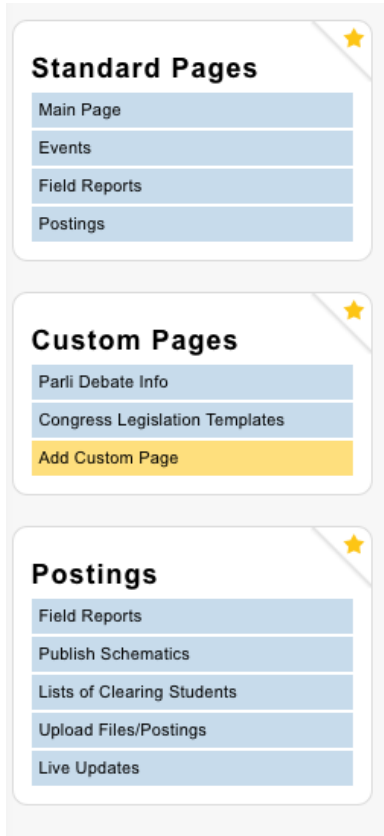


Results

Postings During a Tournament



There are a lot of things you may wish to post before, during and after the tournament. Your tabroom website is your chief point of communication with the people attending your tournament, and they are already trained to consult tabroom from every other tournament they've been to, so that's where this is all going to happen. It's already been noted that a single iteration of your schedule, up-to-date, posted only on the website, is essential, done through **Settings/Website**. Now we'll talk about the rest of what you'll want on your site.

Some of what you can publicize is preset, for instance, **Field Reports** and **Events**. **Postings** pages are whatever you want to post that isn't already covered. And you can create completely **Custom Pages**.

The most useful function under category of **Postings** on the bottom right of this page is **Lists of Clearing Students**. This will show who broke, but not who they're debating or who's judging them. This is the traditional Saturday night posting.

Note that not only is there an opportunity to post for every event, but also for every break round. (The picture below is from a tournament after the fact.) This is probably more useful in Speech than in Debate, but one never knows.

PUBLISH LISTS OF CLEARING STUDENTS

CON					Final <input checked="" type="checkbox"/>	
DEC				Semis <input type="checkbox"/>	Finals <input type="checkbox"/>	
DP				Semis <input type="checkbox"/>	Final <input type="checkbox"/>	
DUO				Semis <input type="checkbox"/>	Finals <input type="checkbox"/>	
EXT				Semi <input type="checkbox"/>	Finals <input type="checkbox"/>	
NLD		Partials <input type="checkbox"/>	Quar <input type="checkbox"/>	Semi <input type="checkbox"/>	Final <input type="checkbox"/>	
OI			Quarters <input type="checkbox"/>	Semis <input type="checkbox"/>	Final <input type="checkbox"/>	
OO				Semis <input type="checkbox"/>	Final <input type="checkbox"/>	
PAR			Quar <input type="checkbox"/>	Semi <input type="checkbox"/>	Fin <input type="checkbox"/>	
CX				Semis <input type="checkbox"/>	Final <input type="checkbox"/>	
PFD		Dubs <input type="checkbox"/>	Octo <input type="checkbox"/>	Quar <input type="checkbox"/>	Semi <input type="checkbox"/>	Fin <input type="checkbox"/>
VLD			Octos <input type="checkbox"/>	Quarters <input type="checkbox"/>	Semis <input type="checkbox"/>	Final <input type="checkbox"/>

[Save](#)

Postings After a Tournament

RESULTS ▼
Event Display
Reports
Web Publish

The main body of what you need for awards ceremonies and to post after all the events have concluded is under the **Results** menu on the right of the tabroom screen. This is in keeping with the general movement from left to right, from the inception of the tournament to the very end.

Events:

- Arlington PF
- JV Public Forum
- Washington PF

If you click on the **Event Display** you do indeed get a list of events at the tournament. Clicking on any one of them gives you a progress report covering both **Entries in order** and **Speakers in order** at any point in the tournament.

ARLINGTON PF

Entries as of 6 Arl Var Hover mouse over code to see raw scores

◆	Code	◆	Name	◆	School	◆	Bal	◆	Pts -1HL	◆	Pts	◆	OW	◆	OPT	◆
1	Chantilly FW		Fisher & Williams		Chantilly		9		221		331		2.17		15.14	
2	McLean SH		Starr & Harris		McLean		8		222		332		1.83		14.99	
3	Thomas Jefferson		Poduval & Gupta		Thomas Jeffer:		8		222		331		1.67		14.52	
4	Lake Braddock DW		DeBus & Wang		Lake Braddock		8		219		328		1.83		14.46	
5	Freedom Speech	ε	Branson & Bartell		Freedom Spee		8		218		326		1.83		14.33	

As of round

6 Arl Var

Events:

- Arlington PF
- JV Public Forum
- Washington PF

Reports shows you everything you might want to know about the tournament in progress, and provides printouts of what you will need if you have an award ceremony.

Note that this is also where you can find your debate packet for each division. Hit **Go** and then save it as a pdf. You can post it later.

RESULTS REPORTS

By Event

Entries in Order	All Events	All Rounds	Limit	Go
Award Ceremony	All Events			Go
Speaker Order	All Events	Printout	Limit	Go
Debate Packet	Arlington PF			Go
Elim Round Reading	All Events			Go
Side/Stats (Debate)	All Events	View		Go

By School

School Reports	All Schools			Go
Sweepstakes			View	Print

By Entry

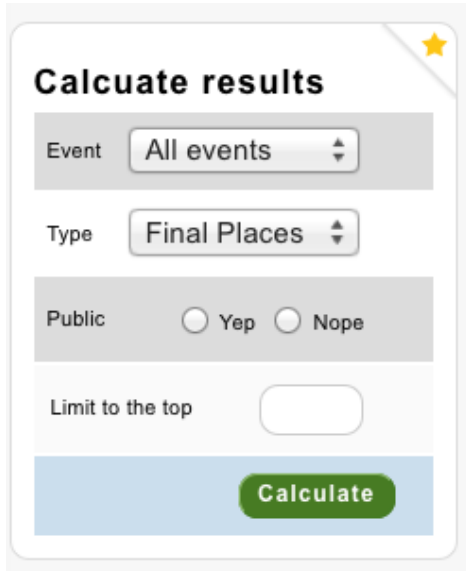
Sweepstakes			View	Print
NDCA Points	Arlington PF			Go

Web Publish puts everything up on the website. Note that the **Bracket** for each debate division appears automatically. The rest you have to calculate, or, in the case of the ballots, scan, save and upload manually. The buttons on the right being clicked **on** show that whatever it is, it is visible on tabroom. This means that although those self-motivated brackets will appear on this screen without bidding, they won't be published until you go in and publish them.

WEB PUBLISH FINAL RESULTS

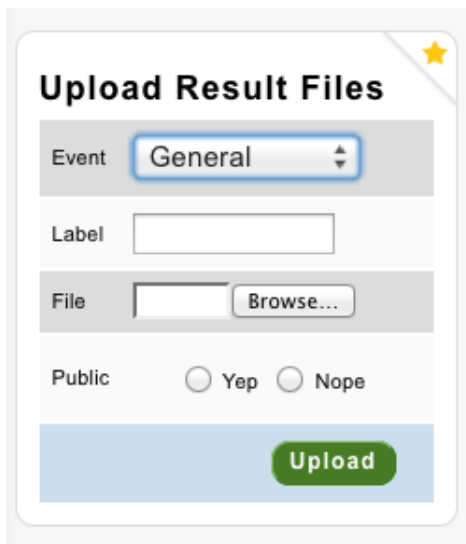
Del	Event	Result Set	Generated On	Time	Published
X	CON	Final Results	2/17/2014	9:09 AM	<input checked="" type="checkbox"/>
X	PAR	Bracket	2/15/2014	8:56 PM	<input checked="" type="checkbox"/>
X	PAR	Final Places	2/17/2014	12:05 PM	<input checked="" type="checkbox"/>
X	PAR	Quarterfinals Teams and Judges	2/15/2014	11:06 PM	<input checked="" type="checkbox"/>
X	PAR	Parli Rd 1 Ballots	2/16/2014	3:23 PM	<input checked="" type="checkbox"/>
X	PAR	Parli Rd 2 Ballots	2/16/2014	3:23 PM	<input checked="" type="checkbox"/>
X	PAR	Parli Rd 3 Ballots	2/16/2014	3:24 PM	<input checked="" type="checkbox"/>
X	PAR	Parlie Box Scores	2/16/2014	3:25 PM	<input checked="" type="checkbox"/>
X	PAR	Parli Rd 4 Ballots	2/16/2014	3:25 PM	<input checked="" type="checkbox"/>
X	PAR	Parli Speaker Listing	2/16/2014	3:26 PM	<input checked="" type="checkbox"/>
X	PAR	Parli Rd 5 Ballots	2/16/2014	3:26 PM	<input checked="" type="checkbox"/>
X	PAR	Parli Box Scores	2/16/2014	3:29 PM	<input checked="" type="checkbox"/>
X	PAR	Parli Team Listing	2/16/2014	3:29 PM	<input checked="" type="checkbox"/>
X	PAR	Parli Elim Ballots	2/16/2014	3:30 PM	<input checked="" type="checkbox"/>
X	PAR	Parli Motions	2/16/2014	9:34 PM	<input checked="" type="checkbox"/>

The rest of these **Web Publish** results are not automatic and need to be calculated. (Or “Calculated,” if you’re a nitpicking English major.) You can go event-by-event, or do all events. You can do final places, prelim seeds or speakers. And you can limit the numbers, printing just, say, the top 10 speakers rather than 142 speakers in order.



The screenshot shows a form titled "Calculate results" with a yellow star icon in the top right corner. The form contains the following elements: a dropdown menu for "Event" set to "All events"; a dropdown menu for "Type" set to "Final Places"; a "Public" section with two radio buttons, "Yep" and "Nope", both of which are unselected; a "Limit to the top" section with an empty text input field; and a green "Calculate" button at the bottom.

And you can upload files from here as well. If you created a debate packet in the Results Reports, here is where you can upload it. Or how you get your ballots online.



The screenshot shows a form titled "Upload Result Files" with a yellow star icon in the top right corner. The form contains the following elements: a dropdown menu for "Event" set to "General"; a text input field for "Label"; a "File" section with an empty text input field and a "Browse..." button; a "Public" section with two radio buttons, "Yep" and "Nope", both of which are unselected; and a green "Upload" button at the bottom.