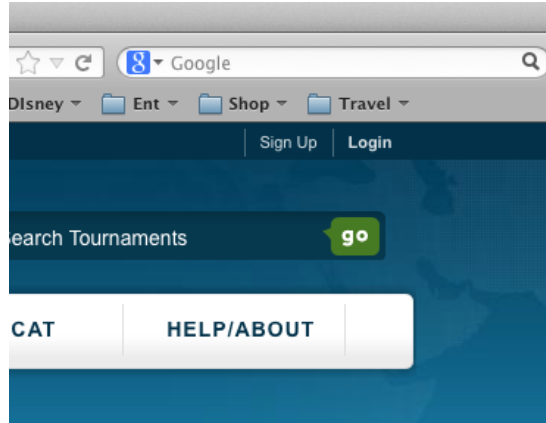


E-Ballots

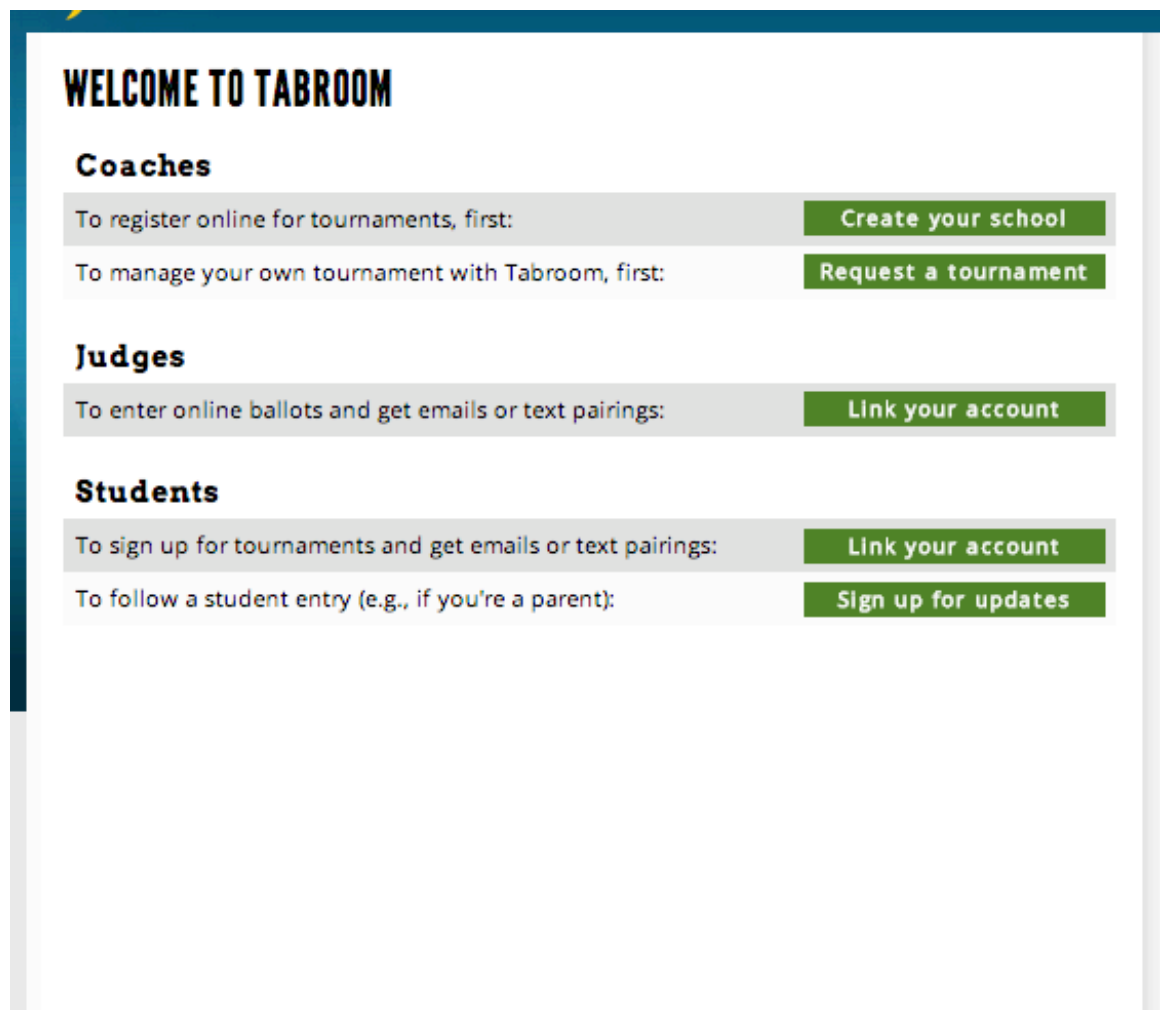
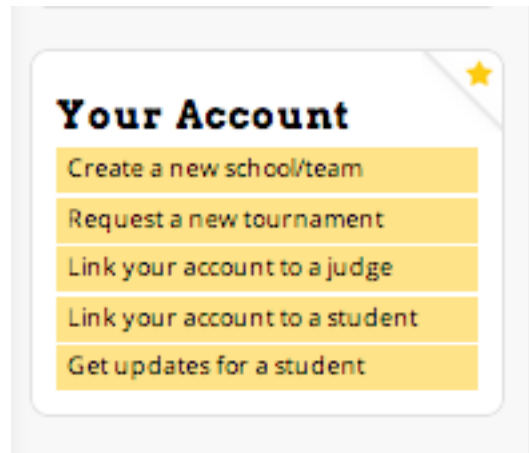
E-balloting means that instead of going to a ballot table to find a schematic and grab your ballot, you will get a notification on your phone sending you directly to your round. After the round when you've made your decision, you just enter it directly into the tab system. Neat, clean and fast! Plus, the ballots go on line for the debaters to consult later—no more lost ballots.

The first step in casting e-ballots is to register with tabroom.com. It is best to do this in advance of the tournament.

1. Go to **Tabroom.com**
2. Click **Sign Up** in the top right corner to create an account.

A screenshot of the "CREATE YOUR TABROOM ACCOUNT" registration form. The form is titled "CREATE YOUR TABROOM ACCOUNT" and contains several input fields: "Email Address:", "First Name:", "Last Name:", "Phone Number:", "Cell Provider:" (with a dropdown menu showing "AT&T"), "Time Zone:" (with a dropdown menu showing "New_York"), "State (if applicable):", "Country:" (with a dropdown menu showing "United States"), "Password:", and "Repeat the Password:". A green "Create Account" button is located at the bottom right of the form. A small asterisk and the text "* These fields are required." are located at the bottom left of the form. On the right side of the page, there is a vertical sidebar with the text "AT We pro tex out you 'Lai to g Sign acc acc Tab to l you eve You at e Tab Acc selt turn not adn".

3. Once an account is created, click **Link your account to a judge** under the **Your Account** header.



4. Search for your judge record within the tournament you're attending to connect your account.

As soon as you arrive at a tournament, connect to the wireless network.

After the tournament starts, you will get notifications whenever you have a ballot.

1. Go to your assigned room.
2. After the competitors arrive, go to tabroom.com. The ballot assignment page will be the first thing to pop up. When everyone is ready (and the sides are determined and set in PF), click **START ROUND** and the round can begin. This will let the tab room know that everyone is there and accounted for.
3. As soon as the round is over and you have made your decision, click on the **ENTER** button to submit your results. *YOU MUST CONFIRM THE RESULTS AS DIRECTED.*
4. RFDs and comments to the debaters should be entered after you've submitted the results (and even later, if you're rushing to your next assignment).