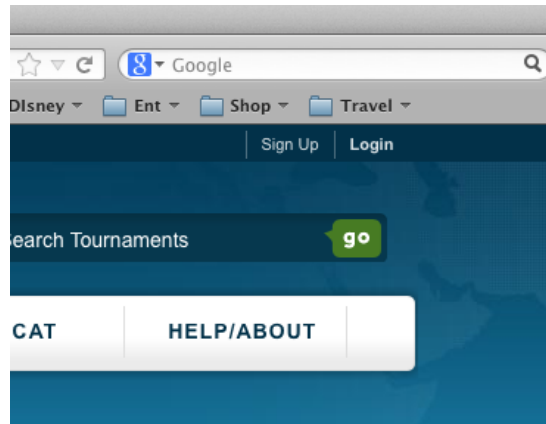


E-Ballots

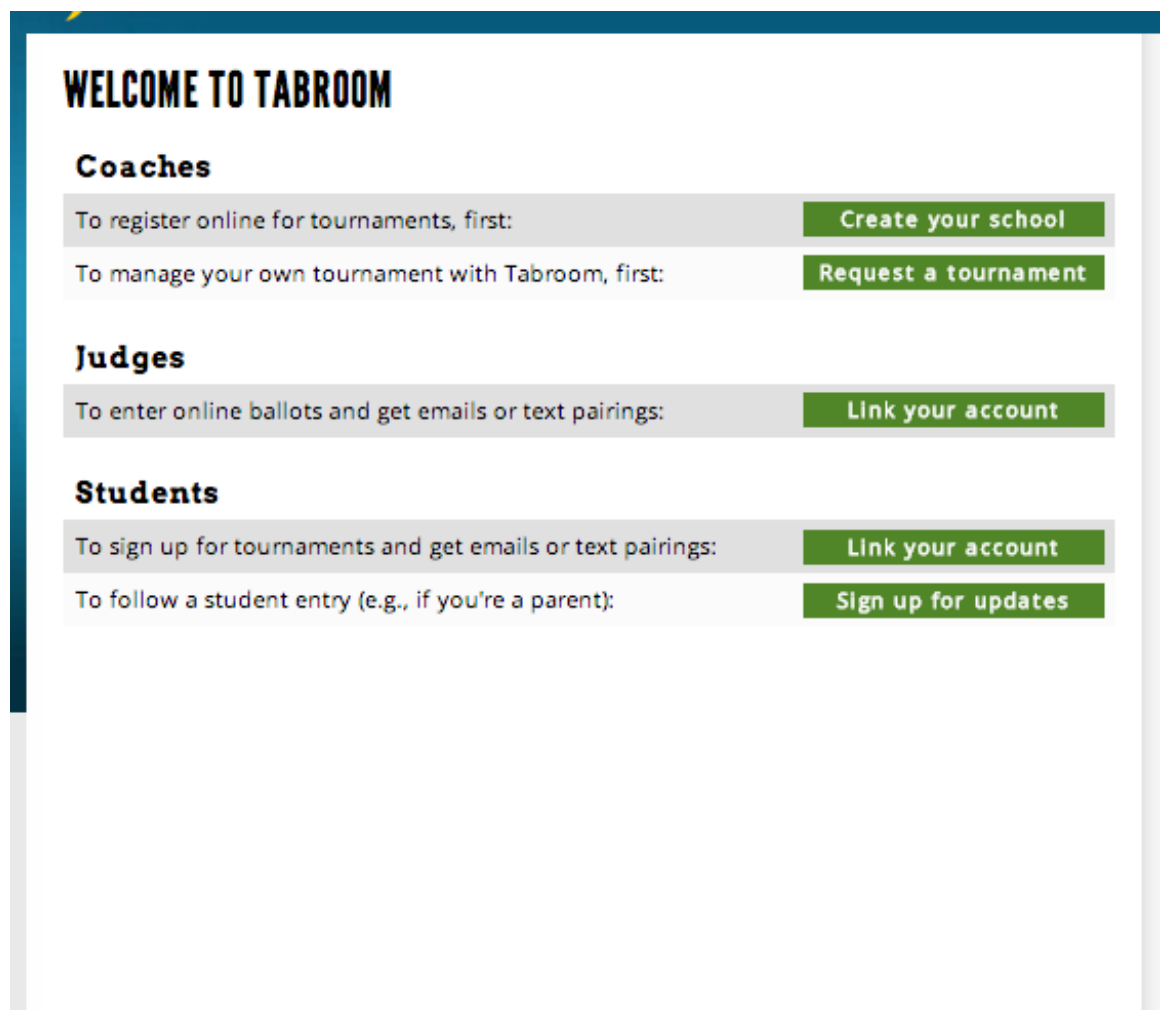
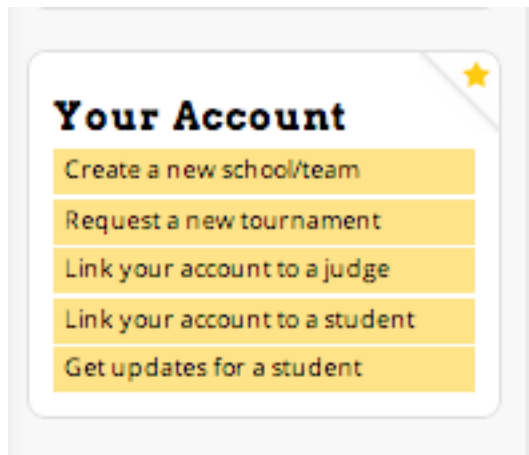
E-balloting means that instead of going to a ballot table to find a schematic and grab your ballot, you will get a notification on your phone sending you directly to your round. After the round when you've made your decision, you just enter it directly into the tab system. Neat, clean and fast! Plus, the ballots go on line for the debaters to consult later—no more lost ballots.

The first step in casting e-ballots is to register with tabroom.com. It is best to do this in advance of the tournament.

1. Go to **Tabroom.com**
2. Click **Sign Up** in the top right corner to create an account. (If you are a member coach of the NSDA, these instructions are slightly different.)

A screenshot of the "CREATE YOUR TABROOM ACCOUNT" registration form. The form includes fields for Email Address, First Name, Last Name, Phone Number, Cell Provider (dropdown menu), Time Zone (dropdown menu), State (if applicable) (dropdown menu), Country (dropdown menu), Password, and Repeat the Password. A green "Create Account" button is at the bottom right. A small asterisk note at the bottom left states "* These fields are required." On the right side of the form, there is a vertical sidebar with text that is partially cut off, starting with "At We pro tex out you 'Lai to \$ Sigr acc acc Tab to l you eve You, at i Tab Acc sele turr not adn T-sh".

3. Once an account is created, click **Link your account to a judge** under the **Your Account** header.



4. Search for your judge record within the tournament you're attending to connect your account.

As soon as you arrive at a tournament, connect to the wireless network.

[SAMPLE] Instructions for Newark:

1. Log onto the server **NPS-Guest**
2. Open your browser and navigate anywhere on the web. This will bring up the dialogue box to connect.
3. If you are asked whether to trust the network or to allow the server access to your computer, click yes and allow until you get to a login screen.
4. Username: **sphguest**
5. Password: **w8380n**

After the tournament starts, you will get notifications whenever you have a ballot.

1. Go to your assigned room.
2. After the competitors arrive, go to tabroom.com. This ballot assignment page will be the first thing to pop up. When everyone is ready (and the sides are determined and set in PF), click **START ROUND** and the round can begin. This will let the tab room know that everyone is there and accounted for. (Some tournaments ask you to hit the start button the minute you get the assignment. Make sure you know what is expected of you for this particular tournament.)
3. As soon as the round is over and you have made your decision, click on the **ENTER** button to submit your results. *YOU MUST CONFIRM THE RESULTS AS DIRECTED.*
4. RFDs and comments to the debaters should be entered after you've submitted the results, or even later, if you're rushing to your next assignment. Your ballots will be available for your comments any time before the tournament ends.